

# Getting started

## Requirements

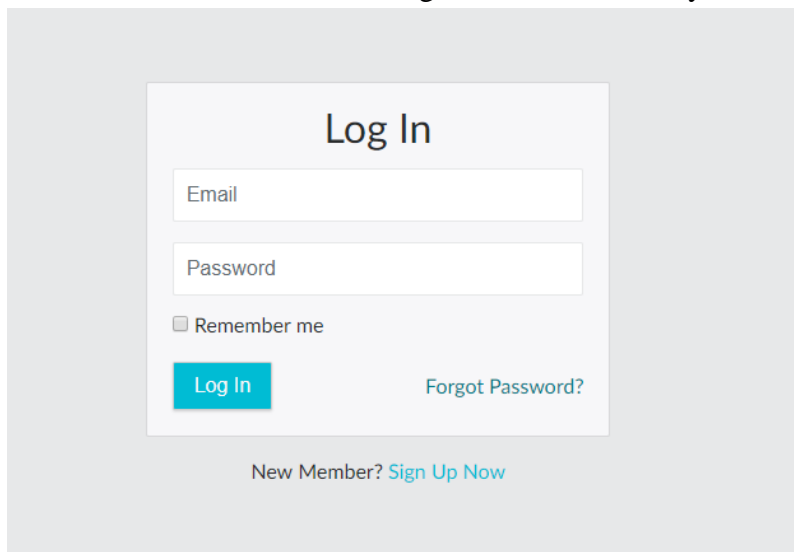
1. Katalon Studio account  
(Create an account at: [www.Katalon.com](http://www.Katalon.com))
2. [Katalon Studio Test Execution Report](#)
3. [Java JRE](#) installed (to manually upload reports)

**Katalon Analytics** is a powerful web application that allow users to have comprehensive views of **Katalon Studio test execution reports** through metrics, visualization, and filters. Katalon Analytics is built with user-friendly in mind. Users can leverage the tool features to improve: overall quality of test regime and application build.

## Instruction

### Logging in

1. Navigate to: <https://analytics.katalon.com>
2. Enter KAT account to log on to Katalon Analytics tool



Log In

Email

Password

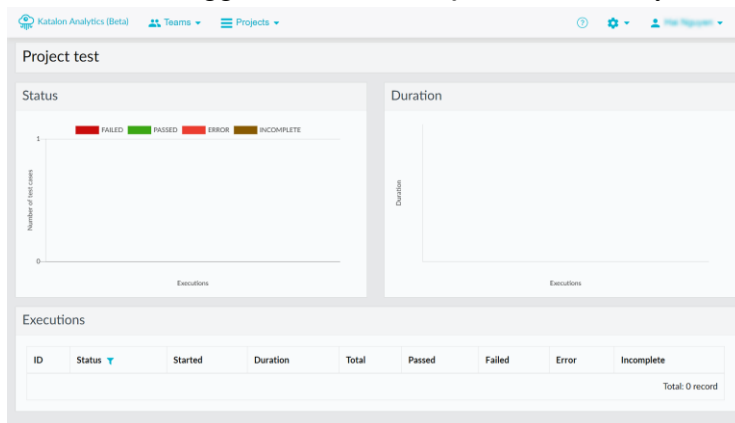
Remember me

Log In

[Forgot Password?](#)

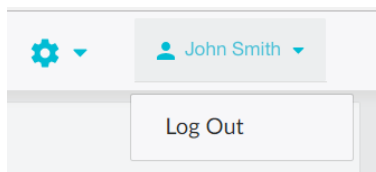
New Member? [Sign Up Now](#)

3. Once logged in **successfully**, Katalon Analytics **home page** will display



## Logging out




Click on the **name of current logged on user** on the upper right corner. Select **Log out**



## Main Toolbar

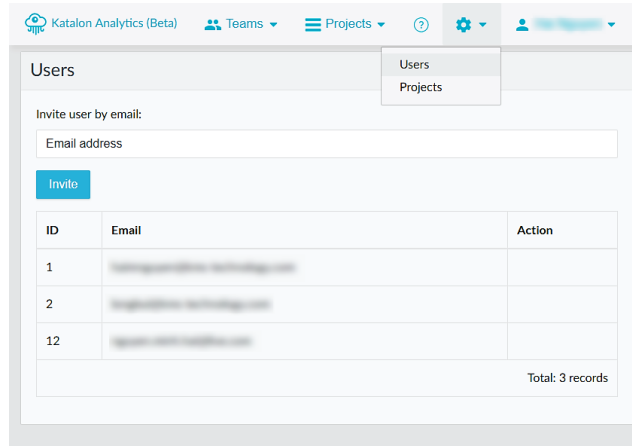


*Where*

Icons	Definition
	List of teams. A user can be in multiple teams.
	List of Katalon Analytics projects. A team can have multiple projects.
	Link to Katalon Analytics Documentation.

Katalon Analytics Settings. Users can manage teams and projects here.

### Users: Invite/add users to projects

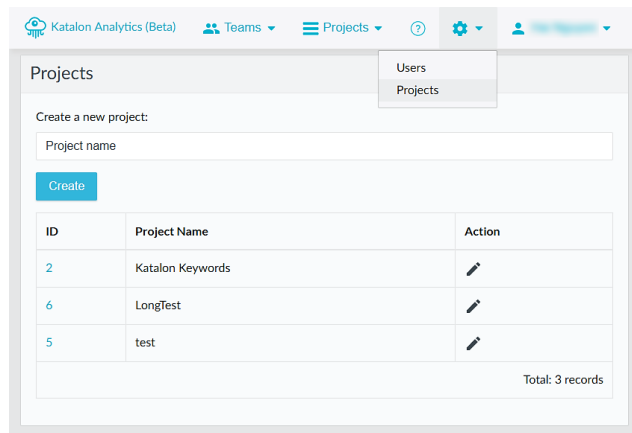





ID	Email	Action
1	[redacted]	
2	[redacted]	
12	[redacted]	

Total: 3 records



### Projects: Create and Edits Projects



ID	Project Name	Action
2	Katalon Keywords	
6	LongTest	
5	test	

Total: 3 records



Current logged on user.